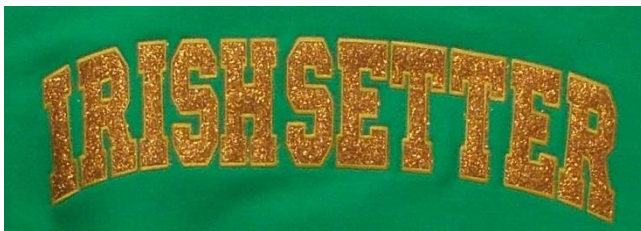



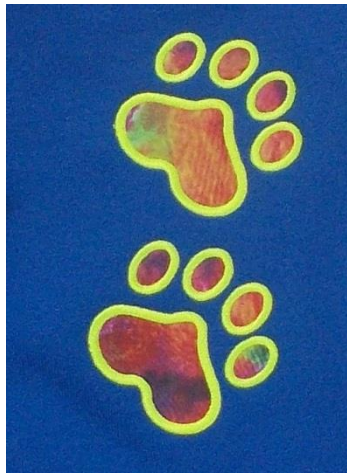


Heat Press Applique is a process, that uses two (2) different process of decoration. First the heat press graphic is laid down on the garment (in this case a sweatshirt) and the embroidery is stitched by the embroidery machine. When the embroidery is completed, the garment is removed from the embroidery hoop, and taken to the heat press for pressing. There are many different styles of heat press graphic material that can be used, pictured is “Glitter Flake”,



The inside of the butterfly wings a patterned Heat Press Graphic material is used. This butterfly has the custom Heat Press Graphic Material inside the wings and the large purple flower has a metallic purple Heat Press Graphic Material with embroidery over to create the detail






All 3 of these Dog Themed designs have the Custom Tie-Dye Heat Press Graphic Material. The outline color thread makes different colors come out in the tie-dye.



Traditional Applique

is a process is the decorative material is on-top of the base material (here the base is a sweatshirt) and then the embroidery is stitched around the decorative material. In these examples the applique letter is the first letter of the breed of dog that is stitched across the middle of the applique. Here are more pictures of Traditional Applique with different color decorative material & dog breeds.





Reverse Applique



is the process of putting decorative material behind the outer material (what shows). The embroidery is stitched by the embroidery machine. Then carefully the inside of the letters outer material is cut away to reveal the decorative material.